

TECHNICAL SOURCE GUIDE

Mirrex Panels

by Roy Hoglund, Scenic & Lighting Designer, University of Wisconsin - Oshkosh

The use of mylar as a mirrored surface for the stage has been a common practice for many years. For every problem which developed in working with the material, a different solution was found. Adhering mylar to surfaces ranged from taping to a frame to using adhesives on a solid surface. Shrinking the material once mounted also ran the gamut from using banks of high wattage PAR cans acting like an oven, to . Chasing wrinkles with a heat gun. Although many groups professed to have successfully solved the problem, others vowed not to work with the material again. Mirrex, a company based in New Jersey, has successfully solved the problem.. Mirrex Panels are light, strong, sound-absorbing, and easy to install. Standard sizes range from 2 x 2' to 4' x 8', and panels can be custom-built to sizes as long as 20' and as wide as 4'6", in any shape desired.

The weight of the panels is minimal—approximately 6 ounces per square foot. For instance, a 4' x 8' panel would weigh only 12 pounds. The panel's light yet durable characteristics are due to its aluminum extrusion frame and its aluminum foil-faced isocyanurate or FRK 705 fiberglass core. The combination of these two elements Creates a durable frame onto which the Mirrex film is stretched. The Mirrex film is mounted 1/8" above the core, allowing the material to flex under minor impact.

The Mirrex film is polyester with an aluminized back side, with surface colors of silver, gold, bronze, black, pear white, and brushed silver. For larger Projects, Custom colors are considered. Two-way mirrors are also available, which alters the frame design somewhat, but still allows it to maintain its rigid characteristics.

In the silver finish, a very durable Scratch-resistant" film is available. Although the Mirrex film is very hard, its surface can be dented with a hard blow. That dent, however, can usually be removed with a hot air blower. A projection-grade film of very high quality is available for a 30% cost increase.

Several attachment devices are available for mounting the Mirrex panels. Toothed hangers, similar to those used on pictures, wood, metal, or plastic moldings, adhesive tape and even Velcro can be used to hold the panels in a vertical configuration. Suspension systems are also available for overhead application.

Most mountings can be easily accomplished using self-taping screws into the aluminum frame. Although this product has been extensively used in architecture, it has only recently been used in theatre—New York Shakespeare Company's production of A Chorus Line and San Francisco Ballet Company's production of Harvest Moon, for example.

The cost for Mirrex panels is not cheap—approximately \$24 per square foot, but for stock orders, turnaround time is minimal. Additional time should be allowed for non-stock requests.

TECHNICAL SOURCE GUIDE

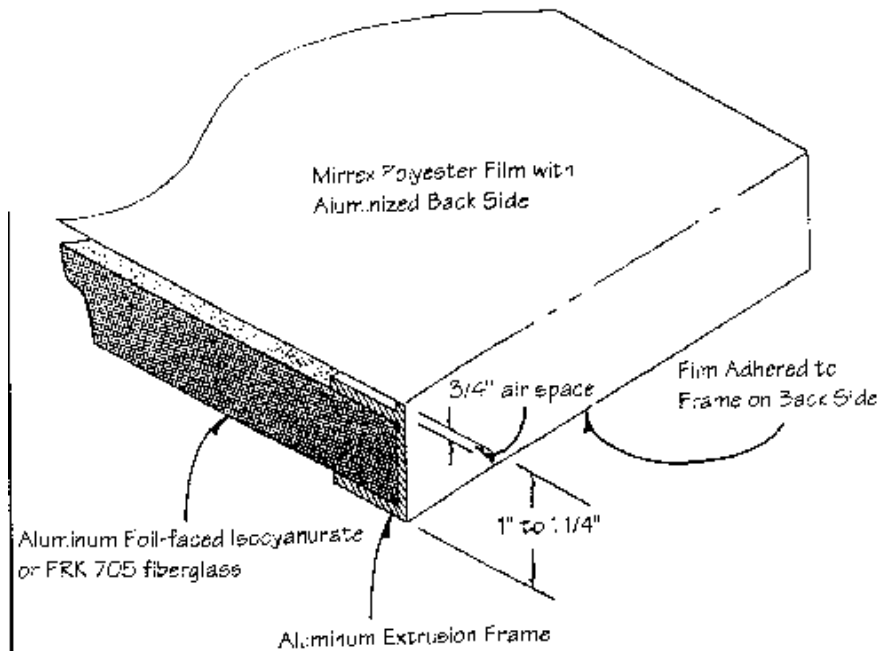
In deciding whether or not Mirrex is the right solution for your particular situation, consider the cost of raw materials to construct an equivalent mirrored panel, which is approximately \$9 per square foot:

- \$7.20 **aluminum channel**
- .60 **adhesive, Fast Bond 30 Neutral or Rosco Bond**
- .65 **Rosco Mylar shrink mirror**
- .55 **FRK 705 fiberglass**

\$ 9.00 total per square foot for equivalent mirrored panel


This cost does not reflect the amount of equipment required to weld the corner joints, or the hours of "fun" required to shrink the material. This raw material cost of approximately one-third of the Mirrex cost is in keeping with standard manufacturing expectations. And, the polyester film used in the Mirrex panels is of a higher quality and tougher exterior than the standard mylar. All in all, Mirrex appears to be an excellent, lightweight panel whose costs are not out of line if production budgets

MIRREX PANELS - ELEMENTS OF FRAME




Thank you for taking time to read this "classic" Technical Source Guide! Because it has been published a relatively long time ago, addresses (physical & web) and any phone numbers, might not be current!


TECHNICAL SOURCE GUIDE



Large Vertical Mounting Devices



Moulding – Wood, Metal, Plastic, etc.



Self-adhering Foam Tape or Velcro

Thank you for taking time to read this "classic" Technical Source Guide! Because it has been published a relatively long time ago, addresses (physical & web) and any phone numbers, might not be current!

Technical Source Guide #2 – Mirrex Panels

- A project of the USITT Technical Production Commission

Disclaimer: the publisher does not assume any liabilities resulting from the use of the information contained in this document. Neither Sightlines nor USITT endorses any products presented.